

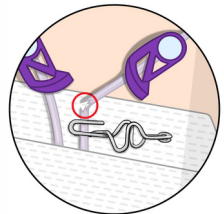
CENTRAL LINE EMERGENCY

1

CLAMP

Clamp the line below the break (closer to where the line comes out of the body).

This is the most important step. If you forget everything else - do this step and call for help.

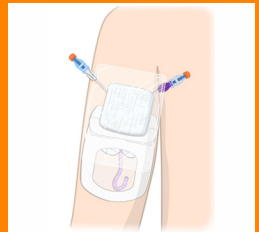


2

COVER

Cover the broken area with sterile gauze (remove from the package).

Stick the big clear dressing over the whole thing (clamp, broken area, and gauze).



3

CALL

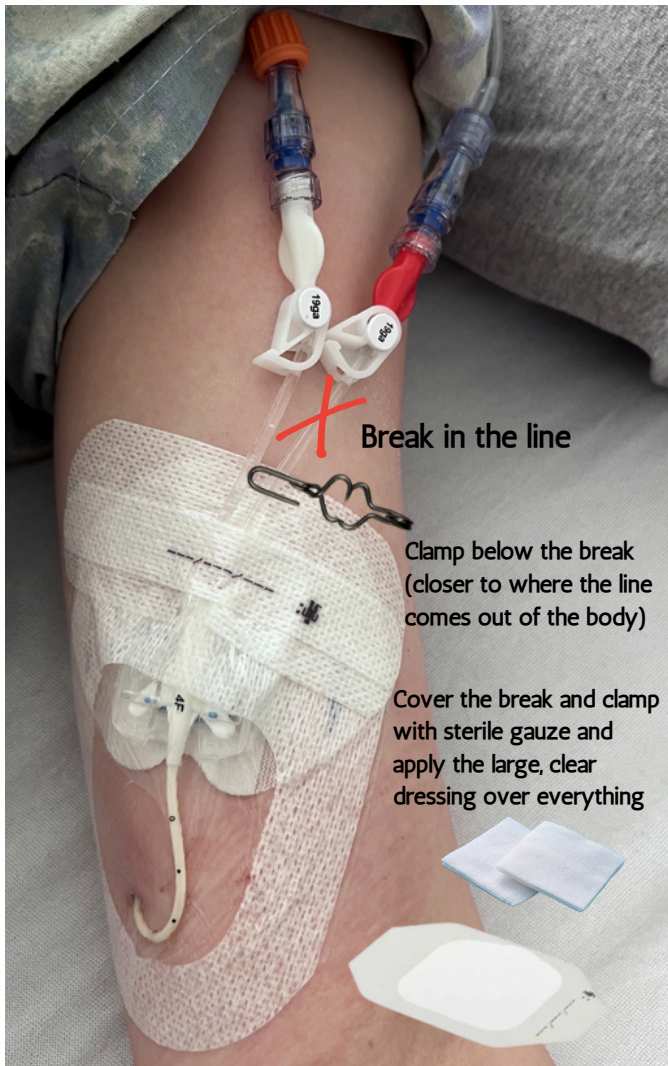
Call the Vascular Access Team for support OR 9-1-1 if the child is showing signs of distress or difficulty breathing.

Notify the primary caregiver.



FOR MORE INFORMATION PLEASE EMAIL

PIVOTCLINIC@CW.BC.CA



Parent/Guardian Phone Number: _____

PIVOT Clinic: 604-862-6824

Vascular Access Team: 604-875-2445 say 'VAT Nurse'